

IPTEC 3- Ply, Ear Loop, Level 2 Surgical Masks

Product Type: Mask, surgical, single use.

Intended Purpose: The Disposable Surgical Face Masks are intended to be worn to protect both the patient and healthcare personnel from transfer of microorganisms, body fluids and particulate material. These face masks are intended for use in infection control practices to reduce the potential exposure to blood and body fluids.

This is a **single use, non-sterile disposable device**.





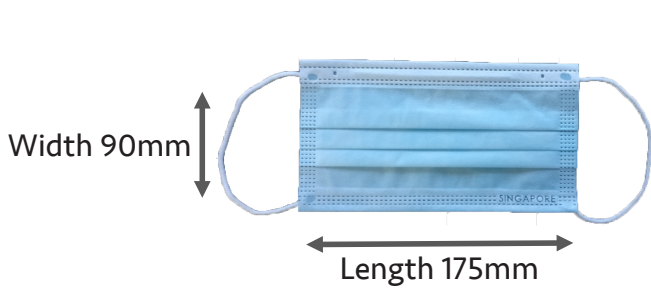
SPECIFICATIONS		
Product Range:	IPTEC SURGICAL MASKS	
Product Code:	AMD6000	
Product Model:	3 Ply, Ear Loop, Flat-Pleated Style	
Product Category:	Medical Device included Class 1	
GMDN:	35177	
Country of Origin:	Singapore	
Colour:	Blue	
Specific Attributes:	Non-sterile	
Qty per box:	50	
Testing Methodology	AS 4381: 2015 Characteristics	Level 2 Barrier Protection Req.
EN 14683:2015	Bacteria Filtration Efficiency (BFE) %	≥ 98%
EN 14683:2015	Differential pressure (ΔP), mm H ₂ O/cm ²	<5.0
ISO 22609	Resistance to penetration by synthetic blood, minimum pressure in mm Hg for pass result	120mmHg
Tested standard	Standard	Classification
EU Harmonised Standard	EN 14683 - 2019	TYPE IIR
STORAGE INSTRUCTIONS:		
Handle with care. Store under cool, clean and dry conditions. Keep away from water. Avoid excessive heat over 40°.		

MATERIAL	
Outer facing layer	PP spunbonded non-woven
Middle filter layer	BFE 99% melt-blown-non-woven
Inner facing layer	SS-PP hydrophilic spunbonded non-woven
Nose bridge	Single galvanize wire, coated by PE
Ear loops	Polyester + Spandex




IPTEC 3- Ply, Ear Loop, Level 2 Surgical Masks

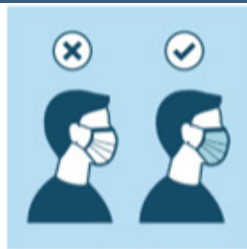
DIMENSIONS (UNIT: mm)




HOW TO USE:




Wash your hands before wearing a mask



Ensure the blue colour side of the mask faces outwards



Locate the nose strip and place it on the nose bridge




Secure the strings over your ears




Cover mouth and nose fully making sure there are no gaps



Press the nose strip to fit the shape of the nose



Remove the mask by holding the ear loop with clean hands



Dispose the mask in a bin without touching the front

